

**AS**  
**MOTOR**





2023


MADE  
IN  
GERMANY


KATALOG  
CATALOG  
CATALOGUE  
CATÁLOGO  
КАТАЛОГ


## AS-MOTOR GERMANY

 Ob hohes Gras, steile Hänge oder unwegsames Gelände – AS-Motor entwickelt und produziert Mäher für höchste Ansprüche: Mulchmäher, Profi-Rasenmäher, Allmäher®, Schlegelmäher, Aufsitz-Allmäher, ferngesteuerte Mäher und mechanische Wildkrautentferner. Als schwäbisches Unternehmen legen wir großen Wert auf die Qualität, Robustheit und Praxistauglichkeit unserer Produkte. Für unsere Geräte gilt „Made in Germany, weltweit im Einsatz“.

 Whether high grass, steep slopes or rough terrain – AS-Motor develops and produces mowers for the most rigorous demands: mulching lawn mowers, professional lawn mowers, Allmäher®, flail mowers, ride-on Allmähers, remote-controlled mowers and mechanical weed removers. As a Swabian enterprise we are committed to the quality, robustness, and the viability of our products in practice. The following applies to our products – “Made in Germany, used worldwide”.

 Qu'il s'agisse d'herbes hautes, de pentes abruptes ou de terrains accidentés, AS-Motor conçoit et fabrique des tondeuses pour les utilisations les plus difficiles : tondeuses mulching, tondeuses professionnelles, débroussailluses, broyeurs à fléaux, tondeuses autoportées, tondeuses télécommandées et désherbeuses mécaniques. Nous sommes une entreprise familiale souabe et à ce titre la qualité, la solidité et le caractère pratique de nos produits sont pour nous une priorité. Nos produits sont « Made in Germany et utilisés dans le monde entier ».

 Ya se trate de hierba alta, pendientes pronunciadas o terrenos difíciles, AS-Motor desarrolla y produce segadoras para las más rigurosas demandas: segadoras de martillo, cortacespedes profesionales, cortacespedes mulching, segadoras teledirigidas et deshebedora de malezas mecánicas. Como empresa familiar de Suabia, estamos comprometidos con la calidad, la solidez y la viabilidad de nuestros productos en la práctica. Lo siguiente se aplica a nuestros productos: „Hecho en Alemania, usado en todo el mundo“.

 Высокая трава, крутые склоны или бездорожье - компания AS-Motor разрабатывает и производит косилки для самых высоких требований: мульчирующие косилки, профессиональные газонокосилки, универсальные косилки, роторные косилки-измельчители, косилки с дистанционным управлением и механические удалители сорняков. Являясь швабским семейным предприятием, мы придаем большое значение качеству, прочности и практической пригодности нашей продукции. К нашим изделиям относится слоган “Сделано в Германии для эксплуатации по всему миру”.





 Zeichenerklärung


 Explanations


 Explications


 Explicaciones


 Пояснения


 Schnittbreite  
Cutting width  
Largeur de coupe  
Anchura de corte  
Ширина кошения


 Arbeitsbreite  
Working width  
Largeur de travail  
Anchura de trabajo  
Рабочая ширина


 Max. Grashöhe  
Max. gras height  
Hauteur de herbe max.  
Altura de corte  
высота кошения

 Schnitthöhenverstellung  
Cutting height adjustment  
Réglage de la hauteur de coupe  
Regulación de la altura de corte  
Регулировка высоты кошения


 Motor  
Engine  
Moteur  
Motor  
Двигатель


 Nennleistung  
Rated power  
Puissance nominale  
Potencia nominal  
Номинальная мощность


 Maximale Motorleistung  
Maximum engine power  
Puissance maximale du moteur  
Potencia máxima del motor  
Максимальная мощность двигателя


 Allrad-Antrieb  
All wheel drive  
Quatre roues motrices  
Todas las ruedas motrices  
Полный привод


 Hinterradantrieb  
Rear-wheel drive  
Propulsion arrière  
De tracción trasera  
Задний привод

 Ohne Radantrieb  
Without wheel drive  
Sans roues motrices  
Sin tracción en las ruedas  
Без привода колеса


 Geschwindigkeit  
Speed  
Vitesse  
Velocidad  
Скорость

 Maximale Flächenleistung  
Maximum work rate  
Rendement maximum  
Máximo rendimiento de área  
Максимальная производительность


 Betriebsmaße  
Operating dimensions  
Dimensions de fonctionnement  
Tamaño operativo  
Габариты

 Differenzialsperre  
Differential lock  
Blocage de différentiel  
Bloqueo del diferencial  
Блокировка дифференциала


 Gewicht  
Weight  
Poids  
Peso  
Вес

 Bestellnummer  
Order number  
Référence  
Orden  
Номер для заказа

 Mulchen  
Mulching  
Mulching  
Mulching  
Мульча

 Rasen  
Use lawn  
Pelouse  
Usa en césped  
Садово-парковый газон

 Blumenwiese  
Flower meadow  
Pré de fleurs  
Prado de flores  
Луговой газон


 Hohes Wiesengras  
Tall meadow grass  
Herbe haute prairie  
Pradera de hierba alta  
Высокая луговая трава

 Gestrüpp  
Brushwood  
Broussailles  
Maleza  
Бурьян


 Professionell  
Professional  
Professionnel  
Professionel  
Для профессионалов

 Unebenes Gelände  
Uneven terrain  
Terrain accidenté  
Terreno desigual  
Неровная местность


 Steilhang  
Slope  
Pentes fortes  
Escarpa  
Крутой склон


 Allrad-Antrieb  
All wheel drive  
Quatre roues motrices  
Todas las ruedas motrices  
Полный привод


 Fernsteuerung  
Remote control  
Radiocommandé  
Mando a distancia  
Дистанционное управление

 Verbundsteine  
Interlocking pavers  
Pavés autobloquants  
enclavamiento adoquines  
Брусчатка

 Kopfsteinpflaster  
Cobblestones  
Pavé inégal  
Adoquines  
Булыжный камень

 Geeignet  
Suitable  
Adapté  
Adecuado  
Подходит

 Bestens geeignet  
Best for  
Idéalement adapté  
Idealmente adecuado  
Идеально подходит

 Mehr Informationen  
More information  
Plus d'informations  
Mas informacion  
Больше информации





AS-MOTOR  
ELECTRIC



AS 420 EProClip	17
AS 470 EProClip A	17
AS 510 EProClip A	16
AS 420 ProClip 4T	19
AS 470 ProClip 4T	19
AS 510 ProClip 4T A	18
AS 510 ProClip 2T ES A	18
AS 510 ProClip 4T A 2in1	18
AS 510 ProClip 2TESA2in1	18



AS 600 MultiPro	42
-----------------	----



AS-MOTOR  
ELECTRIC



AS 531 EProCut B	22
AS 531 4T MK	25
AS 531 4T MK B	25
AS 531 2T ES MK B	25
AS 53 2T ES 4WD	24
AS 53 2T ES 4WD RB	24



AS 799 Rider	46
AS 800 FreeRider	46
AS 900 Enduro	48
AS 915 Sherpa 2WD	50
AS 920 Sherpa 2WD	50
AS 940 Sherpa 4WD	52
AS 940 Sherpa 4WD XL	52
AS 1020 YAK 2WD	54
AS 1040 YAK 4WD	54
AS 1040 YAK 4WD XL	54



AS-MOTOR  
ELECTRIC



AS 21 EAllmäher	28
AS 62 EAllmäher	31
AS 63 EAllmäher	30
AS 21 4T B&S	29
AS 21 4T Comfort	29
AS 21 2T ES	29
AS 62 4T B&S	32
AS 63 4T B&S	32
AS 63 2T ES	32
AS 65 4T B&S	34
AS 65 2T ES	34
AS 73 4T B&S	34



AS 1000 OVIS RC	58
AS 940 Sherpa 4WD RC	59



AS 701 SM	38
AS 901 SM	38



AS-MOTOR  
ELECTRIC



AS 30 EWeedHex	64
AS 50 EWeedHex	62
AS 50 WeedHex	62
AS 30 WeedHex 140	65
AS 30 WeedHex 160	65

m²/h max.

cm max.

	AS 420 EProClip	~ 1.600	18
	AS 470 EProClip A	1.400	18
	AS 510 EProClip A	~ 2.000	20
	AS 420 ProClip 4T	~ 1.600	18
	AS 470 ProClip 4T	~ 1.850	18
	AS 510 ProClip 4T A & 2in1	2.000	20 40
	AS 510 ProClip 2T ES A & 2in1	2.150	20 50
	AS 531 EProCut B	2.300	40
	AS 53 2T ES 4WD & 4WD RB	2.500	40
	AS 531 4T MK & 4T MK B	2.100	30
	AS 531 2T ES MK B	2.300	50
	AS 21 EAllmäher	1.600	60
	AS 62 EAllmäher	2.400	90
	AS 63 EAllmäher	2.200	90
	AS 21 4T B&S & Comfort	1.500	60
	AS 21 2T ES	1.200	80
	AS 26 2T ES	1.500	70
	AS 28 2T ES	2.100	70
	AS 62 4T B&S	2.300	90
	AS 63 4T B&S	2.300	90
	AS 63 2T ES	2.400	100
	AS 65 2T ES	2.600	120
	AS 65 4T B&S	3.300	150
	AS 73 4T B&S	3.700	150
	AS 701 SM	2.500	100
	AS 901 SM	3.600	130

m²/h max.

cm max.

	AS 600 MultiPro ESM	6.000	120
	AS 600 MultiPro Losi	4.700	100
	AS 600 MultiPro	3.600	80
	AS 600 MultiPro	5.000	
	AS 799 Rider	6.400	60
	AS 800 Freerider	6.400	80
	AS 900 Enduro	9.000	120
	AS 915 Sherpa 2WD	9.450	130
	AS 920 Sherpa 2WD	9.450	150
	AS 940 Sherpa 4WD	5.500	150
	AS 940 Sherpa 4WD XL	6.000	150
	AS 1020 YAK 2WD	6.800	150
	AS 1040 YAK 4WD	6.800	150
	AS 1040 YAK 4WD XL	7.500	150
	AS 940 Sherpa 4WD RC	6.000	150
	AS 1000 OVIS RC	5.000	150
	AS 50 EWeedHex	~800 m²/h	
	AS 30 EWeedHex	~ 10 h	
	AS 50 WeedHex	~800 m²/h	
	AS 30 WeedHex	~ 10 h	

		PRO		4WD
AS 420 EProClip		■	■	
AS 470 EProClip A		■	■	
AS 510 EProClip A		■	■	
AS 420 ProClip A		■	■	
AS 470 ProClip 4T		■	■	
AS 510 ProClip 4T A & 2in1		■	■	
AS 510 ProClip 2T ES A & 2in1		■	■	
AS 531 EProCut MK		■	■	
AS 53 2T ES 4WD & 4WD RB		■		■
AS 531 4T MK & 4T MK B 3in1		■	■	
AS 531 2T ES MK B 3in1		■	■	
AS 21 EAllmäher				
AS 62 EAllmäher		■	■	
AS 63 EAllmäher		■	■	
AS 21 4T B&S & Comfort				
AS 21 2T ES			■	
AS 26 2T ES			■	
AS 28 2T ES			■	
AS 62 4T B&S		■	■	
AS 63 4T B&S		■	■	
AS 63 2T ES		■	■	
AS 65 2T ES		■	■	
AS 65 4T B&S		■	■	
AS 73 4T B&S		■	■	
AS 701 SM		■	■	
AS 901 SM		■	■	

		PRO		4WD
AS 600 MultiPro ESM		■		
AS 600 MultiPro Losi				
AS 600 MultiPro		■	■	
AS 600 MultiPro		■		
AS 799 Rider				
AS 800 Freerider			■	
AS 900 Enduro		■		
AS 915 Sherpa 2WD		■	■	
AS 920 Sherpa 2WD		■	■	
AS 940 Sherpa 4WD		■	■	■
AS 940 Sherpa 4WD XL		■	■	■
AS 1020 YAK 2WD		■	■	
AS 1040 YAK 4WD		■	■	■
AS 1040 YAK 4WD XL		■	■	■
AS 940 Sherpa 4WD RC		■	■	■
AS 1000 OVIS RC		■	■	
AS 50 EWeedHex		■		
AS 30 EWeedHex		■		
AS 50 WeedHex		■		
AS 30 WeedHex		140 ■ 160		

■ =    ■ =



AS 470 E ProClip





AS 510 EProClip A



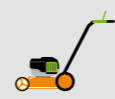
AS-MOTOR  
ELECTRIC



AS 510 EProClip A



AS 510 EProClip A	51 cm	max. 20 cm	40 – 90 mm (30 - 80mm) 6 x	AS-Motor Electric 56V Lithium Ion	50.4 Volt	56 Volt	2 WD	1,8 – 3,9 km/h	2.000 m <sup>2</sup> /h	A: 139 cm B: 55 cm C: 100 cm	44 kg	G51000113
-------------------	-------	------------	----------------------------	-----------------------------------	-----------	---------	------	----------------	-------------------------	------------------------------------	-------	-----------



AS 470 EProClip A



AS 470 EProClip A



AS 420 EProClip A



AS 420 EProClip



AS 420 EProClip	42 cm	max. 18 cm	40 – 80 mm 5 x	AS-Motor Electric 56V Lithium Ion	50.4 Volt	56 Volt	–	–	ca. 1.600 m <sup>2</sup> /h	A: 127 cm B: 46 cm C: 100 cm	30 kg	G47000206
AS 470 EProClip A	47 cm	max. 18 cm	40 – 80 mm 5 x	AS-Motor Electric 56V Lithium Ion	50.4 Volt	56 Volt	2 WD	2,6 - 3,1 km/h	1.400 m <sup>2</sup> /h	A: 131 cm B: 51 cm C: 100 cm	36 kg	G47000105



AS 510



AS 510 PROCLIP 4T A



2in1

AS 510 PROCLIP 2T ES A 2in1



AS 510 ProClip 2T ES A 2in1	51 cm	max. 20 cm (50 cm)	40 – 90 mm 6 x	AS 2-stroke 165 ccm	2,8 kW (3,8 hp) 2.800 min <sup>1</sup>	4,4 kW (6,0 hp) 4.500 min <sup>1</sup>	2 WD	2,1 – 4,3 km/h	2.150 m <sup>2</sup> /h	A: 139 cm B: 55 (73) cm C: 100 cm	48 kg	G51000110
AS 510 ProClip 4T A 2in1	51 cm	max. 20 cm (40 cm)	40 – 90 mm 6 x	B&S 4-stroke 850 PXi, 190 ccm	3,2 kW (4,3 hp) 2.800 min <sup>1</sup>	4,1 kW (5,6 hp) 3.600 min <sup>1</sup>	2 WD	2,0 – 4,0 km/h	2.000 m <sup>2</sup> /h	A: 139 cm B: 55 (73) cm C: 100 cm	44 kg	G51000109
AS 510 ProClip 2T ES A	51 cm	max. 20 cm	40 – 90 mm 6 x	AS 2-stroke 165 ccm	2,8 kW (3,8 hp) 2.800 min <sup>1</sup>	4,4 kW (6,0 hp) 4.500 min <sup>1</sup>	2 WD	2,1 – 4,3 km/h	2.150 m <sup>2</sup> /h	A: 139 cm B: 55 cm C: 100 cm	48 kg	G51000111
AS 510 ProClip 4T A	51 cm	max. 20 cm	40 – 90 mm 6 x	B&S 4-stroke 850 PXi, 190 ccm	3,2 kW (4,3 hp) 2.800 min <sup>1</sup>	4,1 kW (5,6 hp) 3.600 min <sup>1</sup>	2 WD	2,0 – 4,0 km/h	2.000 m <sup>2</sup> /h	A: 139 cm B: 55 cm C: 100 cm	43 kg	G51000108



AS 510

AS 470

AS 420



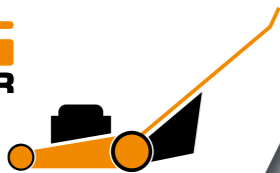
AS 470 PROCLIP 4T



AS 420 PROCLIP 4T



AS 420 ProClip 4T	42 cm	max. 18 cm	40 – 80 mm 5 x	B&S 4-stroke 850 PXi, 190 ccm	3,2 kW (4,3 hp) 2.800 min <sup>1</sup>	4,1 kW (5,6 hp) 3.600 min <sup>1</sup>	–	–	ca. 1.600 m <sup>2</sup> /h	A: 127 cm B: 46 cm C: 100 cm	30 kg	G47000204
AS 470 ProClip 4T	47 cm	max. 18 cm	40 – 80 mm 5 x	B&S 4-stroke 850 PXi, 190 ccm	3,2 kW (4,3hp) 2.800 min <sup>1</sup>	4,1 kW (5,6 hp) 3.600 min <sup>1</sup>	–	–	ca. 1.850 m <sup>2</sup> /h	A: 131 cm B: 51 cm C: 100 cm	31 kg	G47000103





# AS-MOTOR ELECTRIC



AS 531 EProCutB



AS 531 EProCut B	53 cm	max. 40 cm	30 – 80 mm 6 x	AS-Motor Electric 56V Lithium Ion	50.4 Volt	56 Volt	2 WD	2,3 – 4,5 km/h	2.300 m <sup>2</sup> /h	A: 164 cm B: 59 cm C: 99 cm	52 kg	G53100116





AS 53 2T ES 4WD RB



Model	Cutting width	Max. cutting height	Cutting height	Engine	Power (kW)	Power (hp)	Max. Power (hp)	Drive	Speed (km/h)	Area (m <sup>2</sup> /h)	Dimensions (A/B/C)	Weight	Accessories
AS 53 2T ES 4WD RB	53 cm	max. 40 cm	30 – 100 mm 6 x	AS 2-stroke 165 ccm	2,8 kW (3,8 hp)	4,4 kW (6,0 hp)	4,500 min <sup>-1</sup>	4 WD	3,1 – 4,8 km/h	2.500 m <sup>2</sup> /h	A: 178 cm B: 82 cm C: 99 cm	68 kg	G04400101
AS 53 2T ES 4WD	53 cm	max. 40 cm	30 – 100 mm 6 x	AS 2-stroke 165 ccm	2,8 kW (3,8 hp)	4,4 kW (6,0 hp)	4,500 min <sup>-1</sup>	4 WD	3,1 – 4,8 km/h	2.500 m <sup>2</sup> /h	A: 178 cm B: 82 cm C: 99 cm	67 kg	G04300102



AS 531 2T ES MK B



AS 531 4T MK B



Model	Cutting width	Max. cutting height	Cutting height	Engine	Power (kW)	Power (hp)	Max. Power (hp)	Drive	Speed (km/h)	Area (m <sup>2</sup> /h)	Dimensions (A/B/C)	Weight	Accessories
AS 531 2T ES MK B	53 cm	max. 50 cm	30 – 80 mm 6 x	AS 2-stroke ES 165 ccm	2,8 kW (3,8 hp)	4,4 kW (6,0 hp)	4,500 min <sup>-1</sup>	2 WD	3,0 – 4,5 km/h	2.300 m <sup>2</sup> /h	A: 164 cm B: 59 cm C: 99 cm	57 kg	G53100113
AS 531 4T MK B	53 cm	max. 30 cm	30 – 80 mm 6 x	Kawasaki FJ180V KAI 4-stroke-engine 180 ccm	2,9 kW (4,0 hp)	3,4 kW (4,6 hp)	3,600 min <sup>-1</sup>	2 WD	3,0 – 4,5 km/h	2.100 m <sup>2</sup> /h	A: 164 cm B: 59 cm C: 99 cm	61 kg	G53100115
AS 531 4T MK	53 cm	max. 30 cm	30 – 80 mm 6 x	Kawasaki FJ180V KAI 4-stroke-engine 180 ccm	2,9 kW (4,0 hp)	3,4 kW (4,6 hp)	3,600 min <sup>-1</sup>	2 WD	3,0 – 4,5 km/h	2.100 m <sup>2</sup> /h	A: 164 cm B: 59 cm C: 99 cm	60 kg	G53100114





## AS-MOTOR ELECTRIC



AS 21 EAllmäher



AS 21 EAllmäher	51 cm	max. 60 cm	55 – 80 mm 4 x	AS-Motor Electric 56V Lithium Ion	50.4 Volt	56 Volt	2 WD	2,7 / 3,2 km/h	1.600 m <sup>2</sup> /h	A: 200 cm B: 74 cm C: 99 cm	49 kg	G06100104
-----------------	-------	------------	-------------------	--------------------------------------	-----------	---------	------	----------------	-------------------------	-----------------------------------	-------	-----------



AS 21 2T ES



AS 21 4T Comfort



AS 21 4T B&S



	51 cm	max. 80 cm	55 – 80 mm 2+4 x	AS 2-stroke ES 165 ccm	4,0 kW (5,4 hp) 3.800 min <sup>-1</sup>	4,4 kW (6,0 hp) 4.500 min <sup>-1</sup>	2 WD	2,4 km/h	1.200 m <sup>2</sup> /h	A: 195 cm B: 74 cm C: 99 cm	54 kg	G06100103
AS 21 2T ES	51 cm	max. 80 cm	55 – 80 mm 2+4 x	AS 2-stroke ES 165 ccm	4,0 kW (5,4 hp) 3.800 min <sup>-1</sup>	4,4 kW (6,0 hp) 4.500 min <sup>-1</sup>	2 WD	2,4 km/h	1.200 m <sup>2</sup> /h	A: 195 cm B: 74 cm C: 99 cm	54 kg	G06100103
AS 21 4T Comfort	51 cm	max. 60 cm	55 – 80 mm 2 + 4 x	B&S 4-stroke 850 PXi, 190 ccm	3,6 kW (4,9 hp) 3.300 min <sup>-1</sup>	4,1 kW (5,6 hp) 3.600 min <sup>-1</sup>	2 WD	3,0 km/h	1.500 m <sup>2</sup> /h	A: 200 cm B: 74 cm C: 99 cm	50 kg	G06100102
AS 21 4T B&S	51 cm	max. 60 cm	55 – 80 mm 2 x	B&S 4-stroke 850 PXi, 190 ccm	3,6 kW (4,9 hp) 3.300 min <sup>-1</sup>	4,1 kW (5,6 hp) 3.600 min <sup>-1</sup>	2 WD	3,0 km/h	1.500 m <sup>2</sup> /h	A: 165 cm B: 71 cm C: 99 cm	41 kg	G06100101



# AS 63 EALLMÄHER



## AS-MOTOR ELECTRIC



AS 63 EAllmäher



AS 63 EAllmäher	61 cm	max. 90 cm	50 – 100 mm 6 x	AS-Motor Electric 56V Lithium Ion	50.4 Volt	56 Volt	2 WD	1,6 – 3,6 km/h	2.200 m <sup>2</sup> /h	A: 191 cm B: 70 cm C: 99 cm	74 kg	G60000106



# AS 62 EALLMÄHER



AS 62 EAllmäher



AS 62 EAllmäher	61 cm	max. 90 cm	50 – 100 mm 6 x	AS-Motor Electric 56V Lithium Ion	50 Volt	56 Volt	2 WD	1,8 – 4,0 km/h	2.400 m <sup>2</sup> /h	A: 191 cm B: 70 cm C: 99 cm	68 kg	G60000203





AS 63

AS 62



AS 62 4T B&S



AS 63 4T B&S



AS 63 2T ES



AS 62 4T B&S	61 cm	max. 90 cm	50 – 100 mm 4 x	B&S 4-Takt-Motor, 850 PXI, 190 ccm	3,7 kW (5,1 hp) 3.600 min <sup>-1</sup>	4,1 kW (5,6 hp) 3.600 min <sup>-1</sup>	2 WD	1,8 – 3,8 km/h	2.300 m <sup>2</sup> /h	A: 191 cm B: 70 cm C: 99 cm	66 kg	G60000202
AS 63 2T ES	61 cm	max. 100 cm	50 – 100 mm 4 x	AS 2-stroke ES 165 ccm	4,0 kW (5,4 hp) 3.800 min <sup>-1</sup>	4,4 kW (6,0 hp) 4.500 min <sup>-1</sup>	2 WD	2,0 – 4,0 km/h	2.400 m <sup>2</sup> /h	A: 191 cm B: 70 cm C: 99 cm	78 kg	G60000105
AS 63 4T B&S	61 cm	max. 90 cm	50 – 100 mm 4 x	B&S 4-Takt-Motor, 850 PXI, 190 ccm	3,7 kW (5,1 hp) 3.600 min <sup>-1</sup>	4,1 kW (5,6 hp) 3.600 min <sup>-1</sup>	2 WD	1,8 – 3,8 km/h	2.300 m <sup>2</sup> /h	A: 191 cm B: 70 cm C: 99 cm	74 kg	G60000104





AS 65 2T ES



AS 65 4T B&S



AS 73 4T B&S



AS 65 2T ES	65 cm	max. 120 cm	50 – 100 mm	AS 2-stroke ES 165 ccm	4,0 kW (5,4hp) 3.800 min <sup>-1</sup>	4,4 kW (6,0 hp) 4.500 min <sup>-1</sup>	2 WD	⇒ 1,4 – 4,1 km/h ⇐ 1,9 km/h	2.600 m <sup>2</sup> /h	A: 220 cm B: 71 cm C: 99 cm	114 kg	G06700102
AS 65 4T B&S	65 cm	max. 150 cm	50 – 100 mm	B&S 4-stroke Series 3 INTEK, 344 ccm	7,6 kW (10,3 hp) 3.300 min <sup>-1</sup>	9,7 kW (13,0 hp) 3.600 min <sup>-1</sup>	2 WD	⇒ 1,6 – 5,1 km/h ⇐ 2,4 km/h	3.300 m <sup>2</sup> /h	A: 220 cm B: 71 cm C: 99 cm	125 kg	G06700008
AS 73 4T B&S	73 cm	max. 150 cm	50 – 100 mm	B&S 4-stroke Series 3 INTEK, 344 ccm	7,6 kW (10,3 hp) 3.300 min <sup>-1</sup>	9,7 kW (13,0 hp) 3.600 min <sup>-1</sup>	2 WD	⇒ 1,6 – 5,1 km/h ⇐ 2,4 km/h	3.700 m <sup>2</sup> /h	A: 224 cm B: 79 cm C: 99 cm	135 kg	G06700001







AS 701

AS 901



AS 701 SM



AS 901 SM



AS 701 SM	70 cm	max. 100 cm	10 – 100 mm 6 x	B&S 4-stroke Series 3 INTEK, 1-cylinder, 344 ccm	7,6 kW (10,3 hp) 3.300 min <sup>-1</sup>	9,7 kW (13,0 hp) 3.600 min <sup>-1</sup>	2 WD	> 1,1 – 3,6 km/h < 1,7 km/h	2.500 m <sup>2</sup> /h	A: 220 cm B: 84 cm C: 105 cm	196 kg	G90100701
AS 901 SM	90 cm	max. 130 cm	10 – 100 mm 6 x	B&S 4-stroke Vanguard V-Twin 2-cylinder, 480 ccm	10,7 kW (14,5 hp) 3.500 min <sup>-1</sup>	11,9 kW (16,0 hp) 3.600 min <sup>-1</sup>	2 WD	> 1,2 – 4,0 km/h < 1,8 km/h	3.600 m <sup>2</sup> /h	A: 220 cm B: 104 cm C: 105 cm	215 kg	G90100001





**RESPONSIBLE  
MOWING**





# AS 600 MULTIPRO



G90900101

ESM  
G90900102

AS 600 MultiPro



ESM



LOSI



NEW



--	--	--	--	--	--	--	--	--

ESM	126 cm	max. 120 cm	4 – 12 cm	64 kg	G90900102
Losi	117 cm	max. 100 cm	4 – 12 cm	49 kg	G90900103
	68 cm	max. 80 cm	3 – 11 cm	70 kg	G90900104
	100 cm	-	-	61 kg	G90900105
	100 cm	-	-	51 kg	G90900108
	120 cm	-	~	65 kg	G90900109

**AS**  
MOTOR





AS 799

AS 800



AS 799 RIDER




AS 800 FREERIDER



AS 800



AS 799



AS 800



AS 799 Rider	80 cm	max. 60 cm	35 – 85 mm 4 x	B&S 4-stroke Series 3 Powerbuilt, 344 ccm	6,5 kW (8,8 hp) 3.200 min <sup>-1</sup>	7,8 kW (10,6 hp) 3.600 min <sup>-1</sup>	2 WD	→ 0 – 8,0 km/h ← 0 – 6,0 km/h	6.400 m <sup>2</sup> /h	A: 170 cm B: 87 cm C: 96 cm	204 kg	G06800102
AS 800 FreeRider	80 cm	max. 80 cm	35 – 85 mm 4 x	B&S 4-stroke Series 3 INTEK, 344 ccm	7,6 kW (10,3 hp) 3.200 min <sup>-1</sup>	9,7 kW (13,0 hp) 3.600 min <sup>-1</sup>	2 WD	→ 0 – 8,0 km/h ← 0 – 6,0 km/h	6.400 m <sup>2</sup> /h	A: 170 cm B: 87 cm C: 96 cm	231 kg	G06800101







# AS 900



## AS 900 ENDURO



AS 900 Enduro	90 cm	max. 120 cm	50 – 90 mm 4 x	B&S 4-stroke 2-cylinder, Series 7 INTEK, 656 ccm	11,1 kW (15,1 hp) 3.300 min <sup>-1</sup>	11,9 kW (16,2 hp) 3.600 min <sup>-1</sup>	2 WD	→ 0 – 10,0 km/h ← 0 – 9,5 km/h	9.000 m <sup>2</sup> /h	A: 183 cm B: 100 cm C: 95 cm	298 kg	G06600102





AS 915

AS 920



AS 915 SHERPA 2WD



AS 920 SHERPA 2WD



AS 915 Sherpa 2WD	90 cm	max. 130 cm	50 – 105 mm 5x	Loncin LC2P77F 4-stroke 2-cylinder, 708 ccm	15,6 kW (21,2 hp) 3.400 min <sup>-1</sup>	16,0 kW (21,7 hp) 3.600 min <sup>-1</sup>	2 WD	⇒ 0 – 10,5 km/h ⇐ 0 – 8,2 km/h	9.450 m <sup>3</sup> /h	A: 191 cm B: 98 cm C: 100 cm	274 kg	G06900602
AS 920 Sherpa 2WD B&S	90 cm	max. 150 cm	50 – 105 mm 5x	B&S 4-stroke 2-cylinder, Professional Series 8, 724 ccm	16,5 kW (22,4 hp) 3.300 min <sup>-1</sup>	20,1 kW (27 hp) 3.600 min <sup>-1</sup>	2 WD	⇒ 0 – 10,5 km/h ⇐ 0 – 8,2 km/h	9.450 m <sup>3</sup> /h	A: 191 cm B: 98 cm C: 152 cm	280 kg	G06900201
AS 920 Sherpa 2WD Loncin	90 cm	max. 150 cm	50 – 105 mm 5x	Loncin LC2P77F 4-stroke 2-cylinder, 708 ccm	15,6 kW (21,2 hp) 3.400 min <sup>-1</sup>	16,0 kW (21,7 hp) 3.600 min <sup>-1</sup>	2 WD	⇒ 0 – 10,5 km/h ⇐ 0 – 8,2 km/h	9.450 m <sup>3</sup> /h	A: 191 cm B: 98 cm C: 152 cm	284 kg	06900205





## AS 940 SHERPA 4WD XL



## AS 940 SHERPA 4WD



<b>AS 940</b> Sherpa 4WD B&S	90 cm	max. 150 cm	50 – 105 mm 5x	B&S 4-stroke 2-cylinder, Professional Series 8, 724 ccm	16,5 kW (22,4 hp) 3.300 min <sup>1</sup>	20,1 kW (27 hp) 3.600 min <sup>1</sup>	4 WD	⇒ 0 – 6,2 km/h ⇐ 0 – 6,0 km/h	5.500 m <sup>2</sup> /h	A: 191 cm B: 98 cm C: 152 cm	290 kg	G06900720
<b>AS 940</b> Sherpa 4WD Loncin	90 cm	max. 150 cm	50 – 105 mm 5x	Loncin LC2P77F 4-stroke 2-cylinder, 708 ccm	15,6 kW (21,2 hp) 3.400 min <sup>1</sup>	16,0 kW (21,7 hp) 3.600 min <sup>1</sup>	4 WD	⇒ 0 – 6,2 km/h ⇐ 0 – 6,0 km/h	5.500 m <sup>2</sup> /h	A: 191 cm B: 98 cm C: 152 cm	294 kg	G06900721
<b>AS 940</b> Sherpa 4WD XL B&S	90 cm	max. 150 cm	80 – 135 mm 5x	B&S 4-stroke 2-cylinder, Professional Series 8, 724 ccm	16,5 kW (22,4 hp) 3.300 min <sup>1</sup>	20,1 kW (27 hp) 3.600 min <sup>1</sup>	4 WD	⇒ 0 – 6,7 km/h ⇐ 0 – 6,5 km/h	6.000 m <sup>2</sup> /h	A: 191 cm B: 106 cm C: 156 cm	298 kg	G06900730
<b>AS 940</b> Sherpa 4WD XL Loncin	90 cm	max. 150 cm	80 – 135 mm 5x	Loncin LC2P77F 4-stroke 2-cylinder, 708 ccm	15,6 kW (21,2 hp) 3.400 min <sup>1</sup>	16,0 kW (21,7 hp) 3.600 min <sup>1</sup>	4 WD	⇒ 0 – 6,7 km/h ⇐ 0 – 6,5 km/h	6.000 m <sup>2</sup> /h	A: 191 cm B: 106 cm C: 156 cm	302 kg	G06900731





AS 1040 YAK

AS 1020 YAK




AS 1040 YAK 4WD XL



AS 1040 YAK 4WD



AS 1020 YAK 2WD



AS 1040 YAK 4WD XL	100 cm	max. 150 cm	30 – 110 mm 7x	B&S 4-stroke 2-cylinder, Vanguard V-Twin, 627 ccm	15,5 kW (21.1 hp) 3.600 min <sup>-1</sup>	17,2 kW (23 hp) 3.600 min <sup>-1</sup>	4 WD	⇒ 0 – 7,5 km/h ⇐ 0 – 6,8 km/h	7.500 m <sup>2</sup> /h	A: 199 cm B: 122 cm C: 162 cm	351 kg	G90400103
AS 1040 YAK 4WD	100 cm	max. 150cm	30 – 110 mm 7x	B&S 4-stroke 2-cylinder, Vanguard V-Twin, 627 ccm	15,5 kW (21.1 hp) 3.600 min <sup>-1</sup>	17,2 kW (23 hp) 3.600 min <sup>-1</sup>	4 WD	⇒ 0 – 6,8 km/h ⇐ 0 – 6,3 km/h	6.800 m <sup>2</sup> /h	A: 199 cm B: 122 cm C: 159 cm	335 kg	G90400101
AS 1020 YAK 2WD	100 cm	max. 150 cm	30 – 110 mm 7x	B&S 4-stroke 2-cylinder, Vanguard V-Twin, 627 ccm	15,5 kW (21.1 hp) 3.600 min <sup>-1</sup>	17,2 kW (23 hp) 3.600 min <sup>-1</sup>	2 WD	⇒ 0 – 6,8 km/h ⇐ 0 – 6,3 km/h	6.800 m <sup>2</sup> /h	A: 199 cm B: 122 cm C: 159 cm	323 kg	G90400201







# AS 1000 OVIS RC



AS 1000 OVIS RC



# AS 940 SHERPA 4WD RC



AS 940 SHERPA 4WD RC



AS 1000 OVIS RC	100 cm	max. 150 cm	40 – 110 mm	Vanguard 2-cylinder Professional 3864 627 ccm	15,5 kW (21,1 hp) 3.600 min <sup>-1</sup>	17,2 kW (23 hp) 3.600 min <sup>-1</sup>	⇒ 0 – 5,0 km/h ⇐ 0 – 5,0 km/h	5.000 m <sup>2</sup> /h	A: 184 cm B: 115 cm C: 69 cm	410 kg	G90500101

AS 940 Sherpa 4WD RC	90 cm	max. 150 cm	80 – 135 mm	B&S 4-stroke 2-cylinder, Professional Series 8, 724 ccm	16,5 kW (22,4 hp) 3.300 min <sup>-1</sup>	20,1 kW (27 hp) 3.600 min <sup>-1</sup>	4 WD	⇒ 0 – 6,7 km/h ⇐ 0 – 6,5 km/h	6.000 m <sup>2</sup> /h	A: 191 cm B: 106 cm C: 156 cm	325 kg	G06900740





## AS-MOTOR ELECTRIC



AS 50 EWEEDEX



AS 50 WEEDHEX



AS 50 EWeedHex	50 cm	AS-Motor Electric 56V Lithium Ion	50.4 Volt	56 Volt	2 WD	1,2 – 2,5 km/h	800 m <sup>2</sup> /h	A: 192 cm B: 61 cm C: 99 cm	69 kg	G07300113
AS 50 WeedHex	50 cm	B&S 4-stroke, 850 PXI, 190 ccm	3,2 kW (4,3 hp) 2.800 min <sup>-1</sup>	4,1 kW (5,6 hp) 3.600 min <sup>-1</sup>	2 WD	1,6 – 2,5 km/h	800 m <sup>2</sup> /h	A: 192 cm B: 61 cm C: 99 cm	68 kg	G07300104





AS-MOTOR  
ELECTRIC



AS 30 EWeedHex



AS 30 WeedHex 140



G07300109

G07323029



G07300103

G07323029



AS 30 WeedHex 160



AS 30 EWeedHex	35 cm (42 cm)	AS-Motor Electric 56V Lithium Ion	50.4 Volt	56 Volt	-	-	10 h	A: 157 cm B: 61 cm C: 108 - 120 cm	38 kg	G07300112
----------------	---------------	-----------------------------------	-----------	---------	---	---	------	--	-------	-----------

AS 30 WeedHex 140	35 cm (42 cm)	4-stroke OHV, 140 ccm	1,8 kW (2,5 hp) 2.800 min <sup>-1</sup>	2,4 kW (3,3 hp) 3.600 min <sup>-1</sup>	-	-	10 h	A: 157 cm B: 61 cm C: 108 - 120 cm	31 kg	G07300109
AS 30 WeedHex 160	35 cm (42 cm)	B&S 4-stroke, 850 PXI, 190 ccm	3,2 kW (4,3 hp) 2.800 min <sup>-1</sup>	4,1 kW (5,6 hp) 3.600 min <sup>-1</sup>	-	-	10 h	A: 157 cm B: 61 cm C: 108 - 120 cm	36 kg	G07300114



# AS MOTOR

## AS-Motor GmbH

Ellwanger Straße 15  
D-74424 Buehlertann  
Germany


Phone +49 (0) 7973 / 9123 - 0


info@as-motor.de


[www.as-motor.com](http://www.as-motor.com)


ARIENS | CO  
EST. 1933




 Änderungen und Irrtümer vorbehalten. Aus Angaben oder Abbildungen können keine Ansprüche abgeleitet werden. Mit Erscheinen dieses Katalogs verlieren alle bisherigen Kataloge ihre Gültigkeit. Achtung: Nicht alle in dieser Broschüre aufgelisteten Geräte sind in jedem Land verfügbar. Abbildungen enthalten teilweise Sonderausstattung.

 Changes in technology, equipment and price are reserved. Of information or illustrations no claims can be derived. With publication of this catalog all previous catalogs become invalid. Please note: Not all machinery listed within this brochure is available in all countries. The illustrations partly contain optional equipment.

 Sous réserve de changements de prix et de modifications techniques. Veuillez noter que les machines énumérées dans cette brochure ne sont pas toutes disponibles dans tous les pays. Les illustrations contiennent en partie des équipements en option.

 Precios, características, especificaciones, capacidad, apariencia y disponibilidad de productos están sujetos a cambio sin previo aviso. Con la publicación de este catálogo, todos los catálogos anteriores pierden su validez. Nota: No todas las máquinas que figuran en este folleto están disponibles en todos los países. Las ilustraciones contienen en parte equipamiento opcional.

 Возможны ошибки и изменения. На основании приведенных здесь данных или изображений не могут быть выдвинуты требования. С момента публикации данного каталога все предыдущие каталоги теряют силу. Важно! Не все машины из данного каталога доступны во всех странах. Иллюстрации частично содержат дополнительное оборудование.